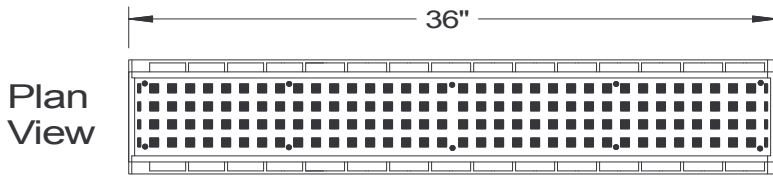
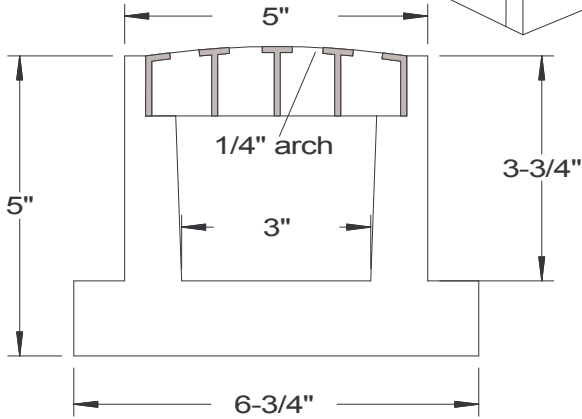


Tongue & groove ends allow attaching in series for longer runs

Section View



Optional Accessories:

TD-CORNER
90 deg. interlocking corner

TD-END DRAIN

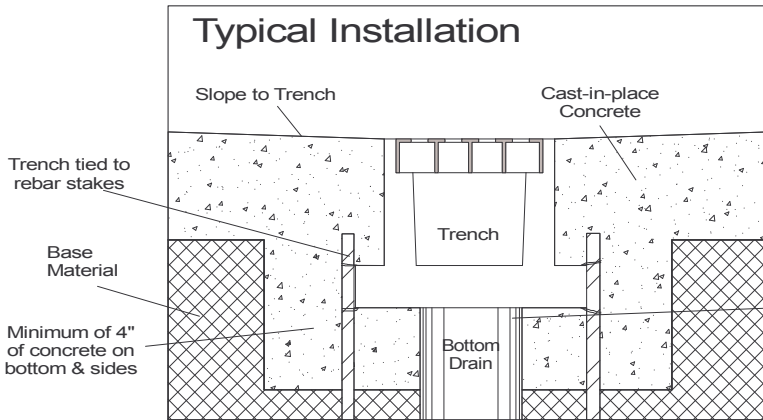
for 4" SDR35 pipe

TD-PC
4" Corrugated Pipe Adaptor

for end or bottom drain

Bottom drain connectors fit 2" or 3" schedule 40 pipe or 4" schedule 35.

Typical Installation



SPECIFICATIONS

Material: High Density Polyethylene
 Grate Openings: 1/2" square, ADA compliant
 Pipe Connections: 2" or 3" schedule 40 or 4" schedule 35
 Load Rating: H20, truck traffic

**POLYETHYLENE TRENCH DRAIN
MODEL TD-POLY**

Woodard's Concrete Products, Inc.
 629 Lybolt Road, Bullville, NY 10915
 (845) 361-3471 / Fax 361-1050