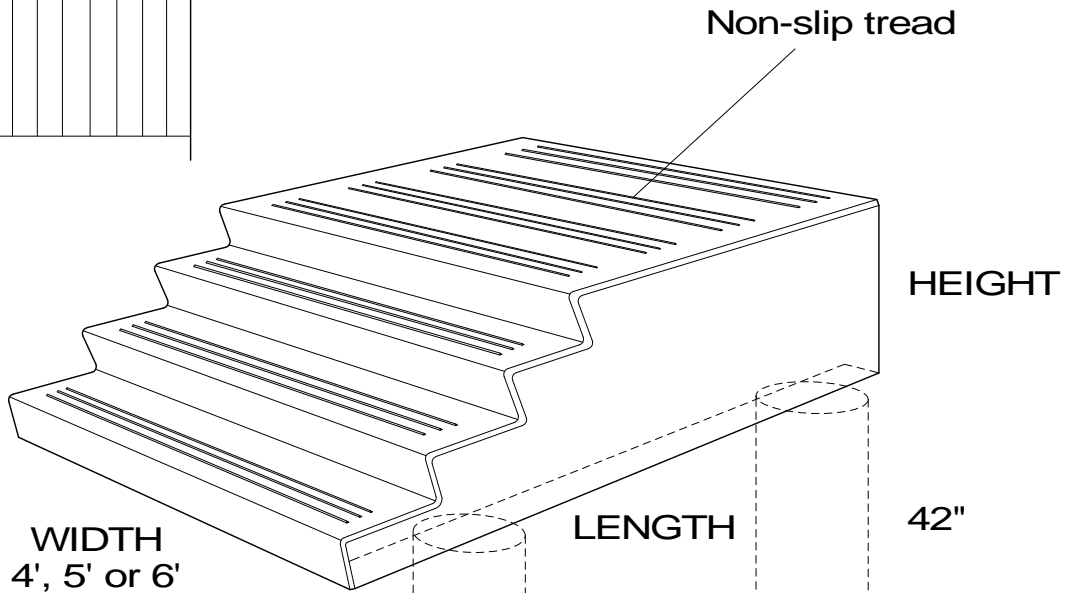
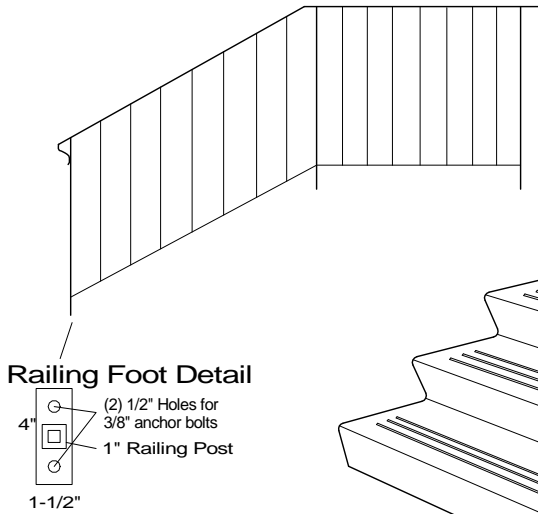


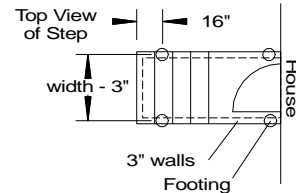
**Optional Wrought Iron style Railing**  
36" high with 4" oc spindles



NUMBER of RISERS	LENGTH without PLATFORM	LENGTH with PLATFORM	HEIGHT
1	13"	48"	7-1/4"
2	24"	59"	14-1/2"
3	35"	70"	21-3/4"
4	46"	81"	29"
5	57"	92"	36-1/4"
6	68"	103"	43-1/2"

**Installation:**

1. Pour at least (2) concrete footings under each sidewall of step. (6" dia. min. for 2 riser steps and 10" dia. for 6 riser units with a landing) They should be 42" deep (or as local code requires) with the top of the footing at grade.
2. Center to center width of footings should be 3" less than the width of the step. The sidewalls are 3" thick and the unit is hollow inside.
3. Rear footings can be against the house foundation. Front footings should be under the second step on units with landings.



Widths available in 4', 5', and 6'.

Wrought iron railing available as building code requires. The platform is available with a closed back when you will be walking up the steps parallel to the house.

SPECIFICATIONS	
Concrete Min. Strength: 4,000 psi at 28 days Reinforcement: Fiber, 6"x6" WWM, #3 Rebar Air Entrainment: 5% Load Rating: 300 psf	<p><b>PRECAST RESIDENTIAL ENTRANCES STEPS</b></p> <p><b>Woodard's Concrete Products, Inc.</b> 629 Lybolt Road, Bullville, NY 10915 (845) 361-3471 / Fax 361-1050</p>
	Page 1E 7/19/02